












Elements of Music

1	Pitch	Music is high or low in sound
2	Dynamics	Where the music is loud and Quiet
3	Duration	How long or short the values of the note
4	Tempo	How fast or slow the music is being played.
5	Timbre	The different sounds of the instruments: Wood, metal, string & skin.
6	Texture	How many instruments are playing at one time, lots or not many: Thick or Thin
7	Silence	Allow sounds to die away and give effect to the music
8	Structure	The order of the music Verse, chorus, Bridge and Instrumental

Theory

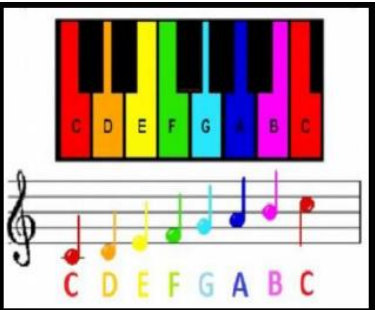
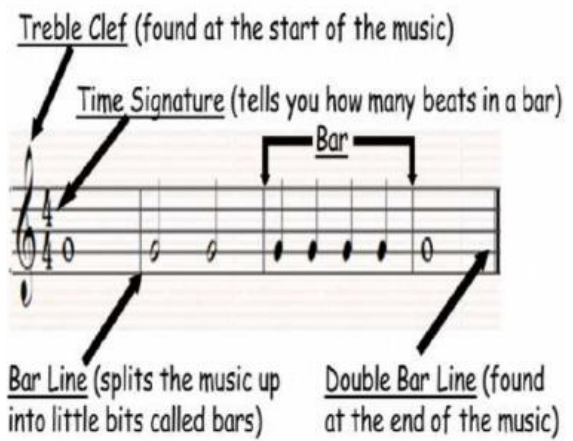
1	Time signature 4 or 3 4 4	This tells us how many beats in a bar, that you need to count. The top number tells how many beats; Eg. 4 or 3
2		This is a repeat mark. It means you go bar to the beginning and play the music again.
3	Rhythm	Is a pattern of sound which can be repeated to a regular beat.
4	Rests	A rest is a musical sign that indicates a beat of silence. It still counts in the value of the bar .
5	Pulse	A pulse is a steady, regular beat that continues throughout a song.

Rhythm note Values

1		4 beats	Semibreve
2		3 beats	Dotted Minim
3		2 beats	Minim
4		1 beat	Crotchet
5		1/2 beat	Quaver
6		1 beat	2 Quavers
7		1/4 beat	Semiquaver
8		1 beat	4 Semiquavers
9		1 beat	1 beat crotchet rest
10		2 beats	2 beat minim rest

Traditional Notation

Music is written on five lines called staves



Keyboard layout